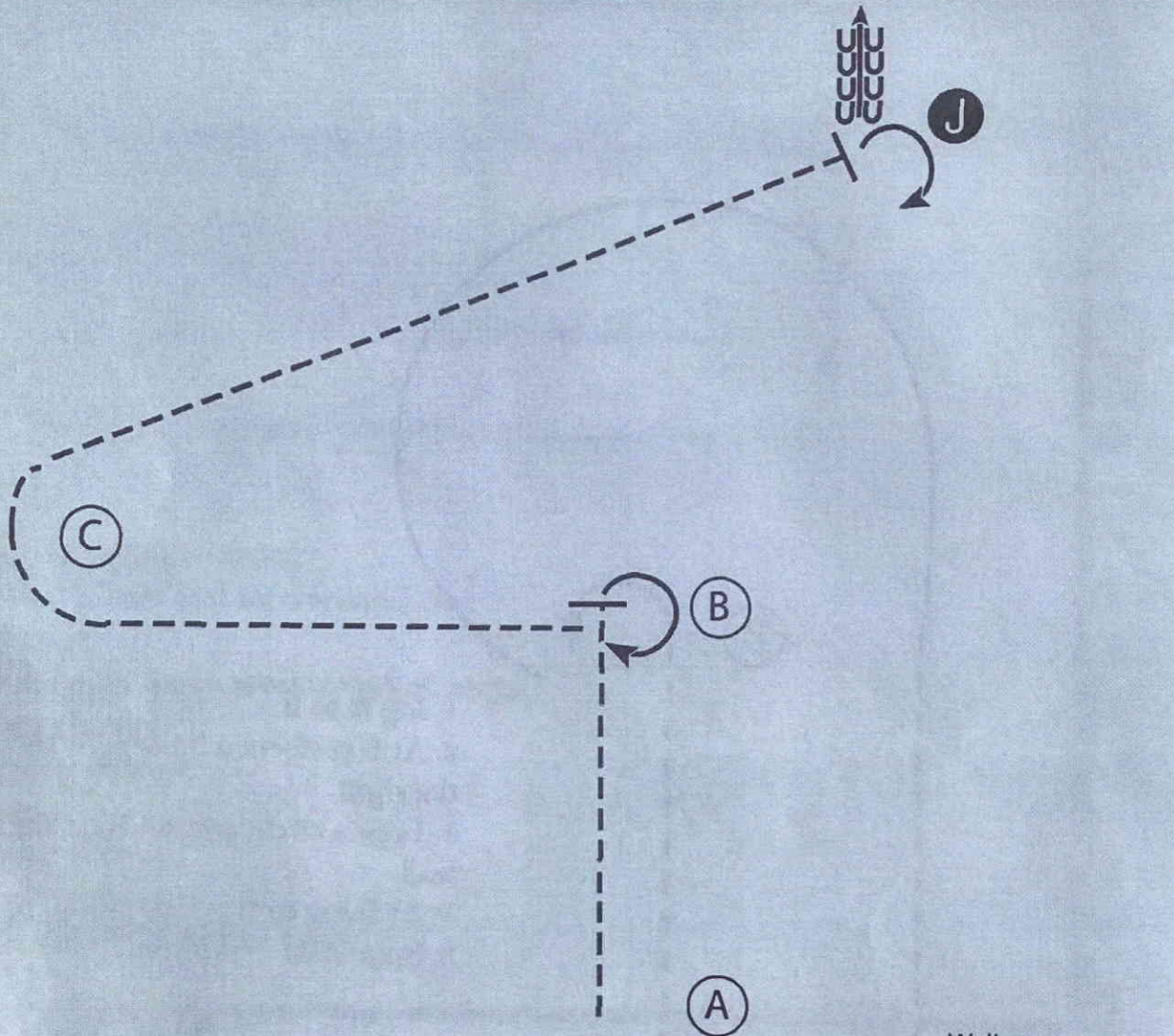



Showmanship All Classes

www.HorseShowPatterns.com

www.HorseShowPatterns.com



1. Trot from A to B.
2. Stop and perform a 270 degree turn.
3. Trot from B, around C, to the Judge.
4. Stop and set up for inspection.
5. When dismissed perform a 110 degree turn.
6. Back six steps and follow instructions from ring steward.

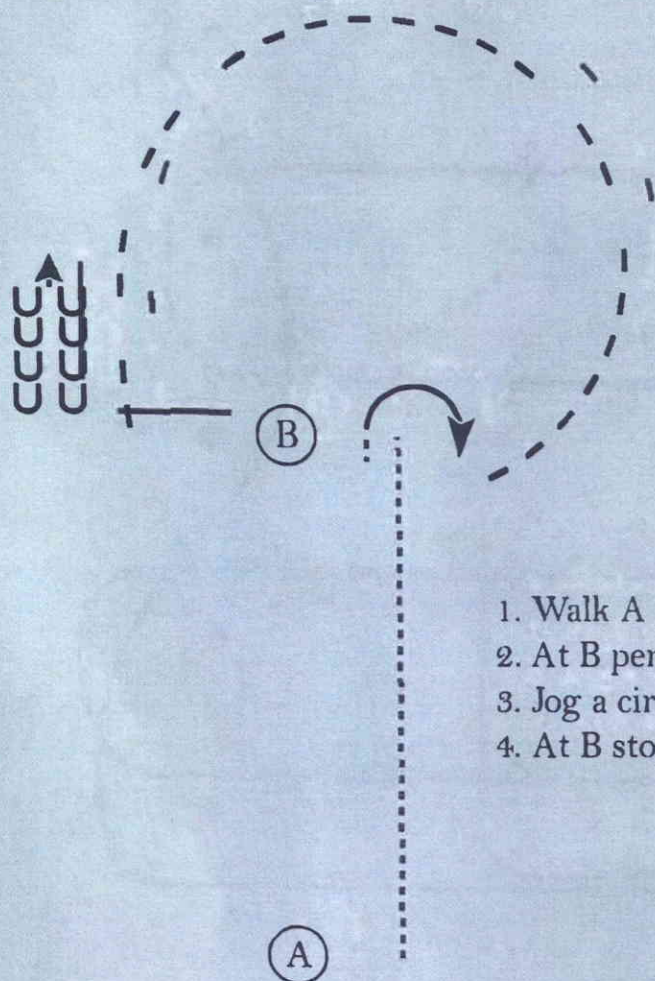
Walk
 Trot - - - - -
 Back ← 
 Marker (B)
 Judge (J)

Pattern Provided by:

[S/2-11]

Western Horsemanship Classes 76, 77, 78 & 79

www.HorseShowPatterns.com



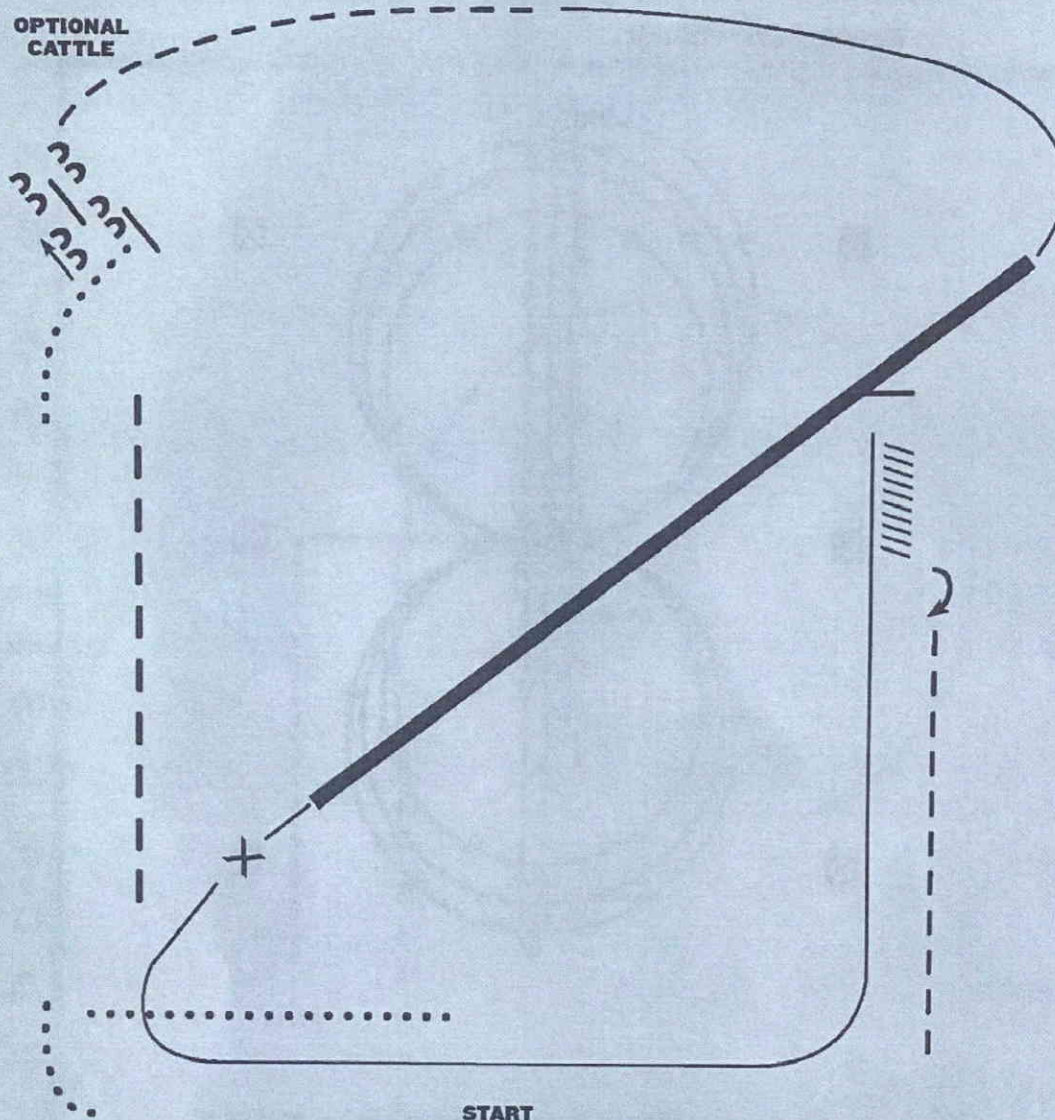
1. Walk A to B
2. At B perform a 90 degree turn to the right
3. Jog a circle around B
4. At B stop and back 4 steps

Walk
Jog	-----
Extended Jog	-----
Lope	-----
Leg Yield	
Lead Change	↗
Back	←←←←
Marker	(B)
Sidepass	←-----→

Pattern Provided by:

[WH/WT-7]

Ranch Riding (All Classes)



1. Walk
2. Extended trot
3. Walk
4. Stop, side pass log left
5. Trot
6. Lope right lead
7. Extended Lope (right lead)
8. Collect lope and change leads (simple or flying)
9. Lope left lead
10. Stop and back
11. 180 turn to right
12. Trot

Note: The drawn description of this pattern is only intended for the general depiction of the pattern. Exhibitors should utilize the arena space to best exhibit their horses.

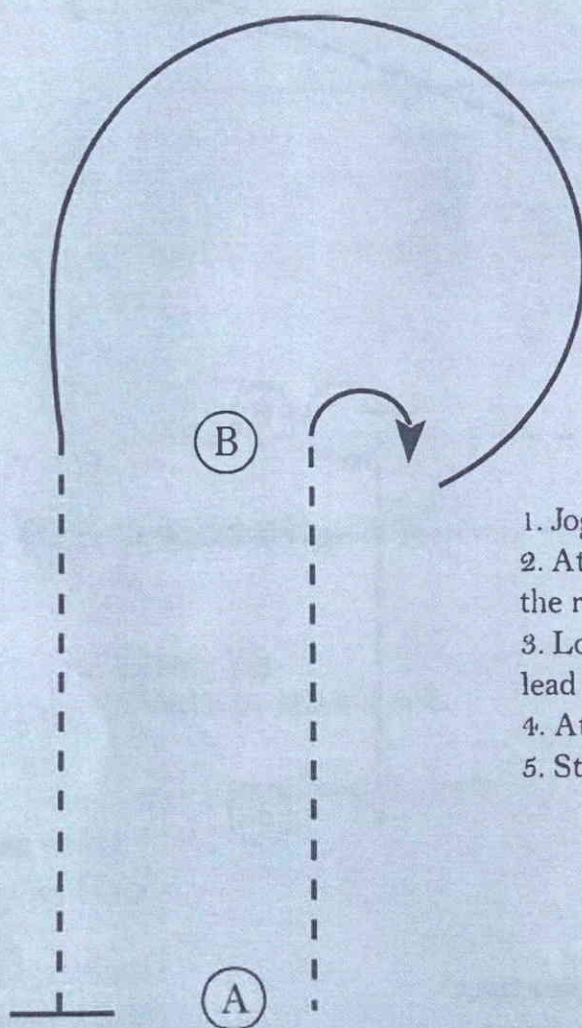
Pattern Provided by:

[RR/AQHA-10]

Western Horsemanship Classes 80, 82 & 83

www.HorseShowPatterns.com

www.HorseShowPatterns.com



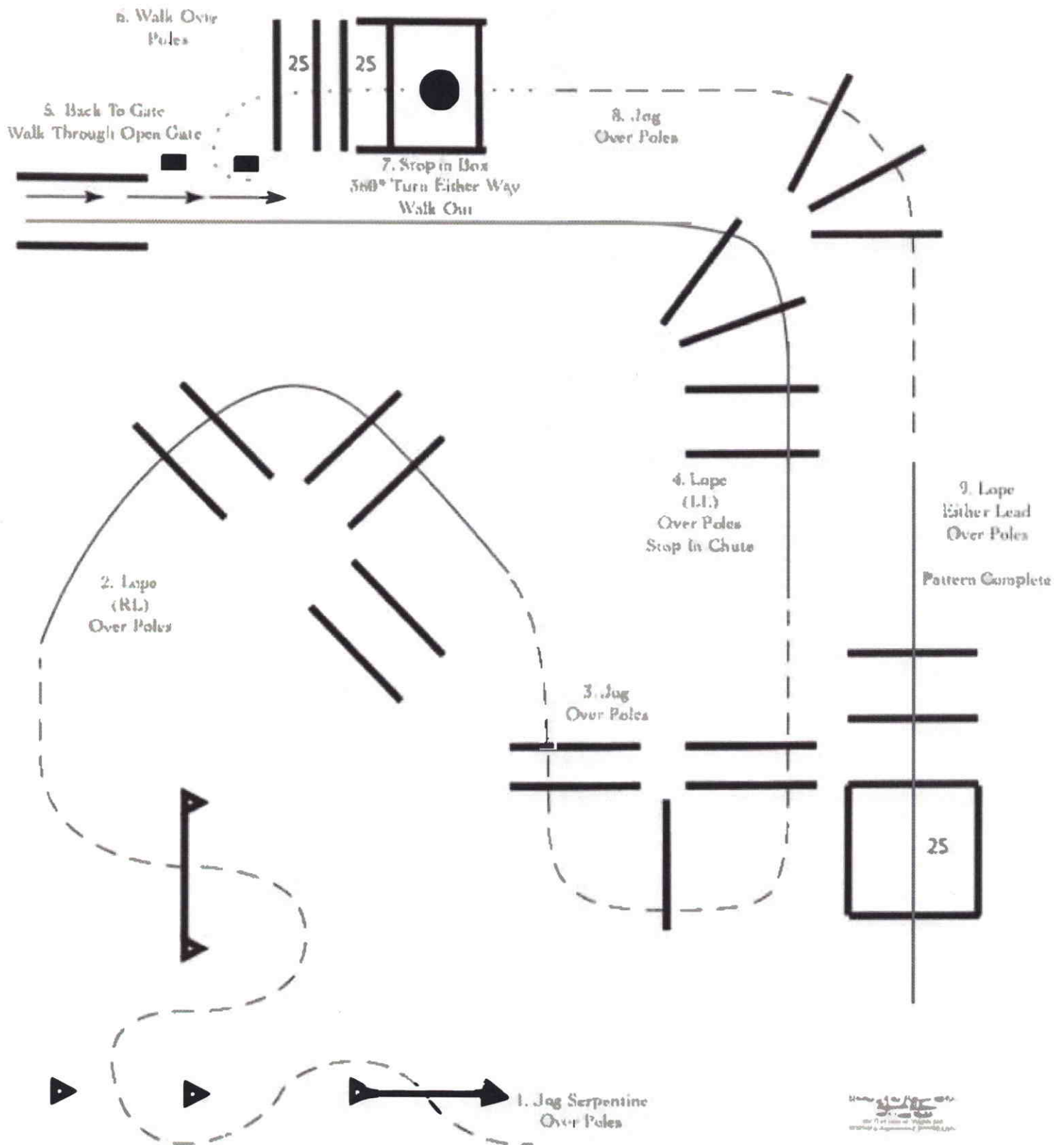
1. Jog A to B
2. At B perform a 90 degree turn to the right
3. Lope a circle around B on the left lead
4. At B jog to A
5. Stop at A.

Walk
Jog	-----
Extended Jog	————
Lope	————
Leg Yield	
Lead Change	↗↖
Back	↖↗
Marker	(B)
Sidepass	←-----→

[WH/1-14]

Pattern Provided by:

Trail Classes 55, 59, 60 & 61



Trail Classes 56, 57, 58, 62 & 63

